

# YAMAHA

## Drive System









 <p><b>18-6034</b> ①18-6034A AP# 4050 TRIM TAB 90-200 H.P. Replaces: 6K1-45371-00-00</p>	 <p><b>18-6035</b> AP# 4049 TRIM TAB 150-200 H.P. Replaces: 6J9-45371-01-00</p>	 <p><b>18-6096</b> ①18-6096A TRIM TAB Replaces: 664-45371-01 For: 20-50 HP</p>	 <p><b>18-6097</b> ①18-6097A AP# 4077 TRIM TAB Replaces: 6E5-45371-01 For: 115-200HP</p>	 <p><b>18-6036</b> ANODE 40-90 H.P. Replaces: 688-45251-01-00</p>	 <p><b>18-6070</b> ①18-6070A AP# 4052 ANODE Replaces: 688-45371-02-00</p>
 <p><b>18-6090</b> ①18-6090A ANODE Replaces: 6G5-45251-01-00</p>	 <p><b>18-6091</b> AP# 4076 ANODE Replaces: 6H1-45251-02-00 For: 40-90HP</p>	 <p><b>18-6111*</b> MAGNESIUM ANODE Replaces: 688-45371-02 For: 60-90HP</p>	 <p><b>18-6112*</b> MAGNESIUM ANODE Replaces: 6J9-45371-01 For: 150-200HP</p>	 <p><b>18-6113*</b> MAGNESIUM ANODE Replaces: 664-45371-01 For: 20-50HP</p>	

① New Product - Aluminum \* FRESH WATER USE ONLY

 <p><b>NEW</b></p> <p><b>18-2247</b> PROPELLER SHAFT Replaces: 679-45611-01-00 For: 40-50HP</p>	 <p><b>NEW</b></p> <p><b>18-2385</b> PROPELLER SHAFT Replaces: 6E5-45611-01-00 For: 115/130HP</p>	 <p><b>NEW</b></p> <p><b>18-2388</b> PROPELLER SHAFT Replaces: 688-45611-00-00 For: F40 (1999) F50(1999-00) C60/C70/C90/90 (2000-01) C75 (1994) C85 (1991-94)</p>
------------------------------------------------------------------------------------------------------------------------------------------------------------------------------------------------	---------------------------------------------------------------------------------------------------------------------------------------------------------------------------------------------------	--------------------------------------------------------------------------------------------------------------------------------------------------------------------------------------------------------------------------------------------------------------------

Model No.	Year	Sierra No.	Model No.	Year	Sierra No.
40	1984-86, 89-90, 92-94	118-2247	C90	2000-2001	118-2388
C40	1991-93, 95-97	118-2247	115	1984-2000, 2002-2003	118-2385
CV40	1990	118-2247	C115	1991, 1993-2000	118-2385
50	1986-1994	118-2247	F115	2000-2003	118-2385
P50	1991-1994	118-2247	LF115	2000-2003	118-2385
PRO50	1987-1990	118-2247	S115	1996-1999	118-2385
T50	1999-2000	118-2388	130	1984-2000, 2002-2003	118-2385
C60	2000-2001	118-2388	L130	1994-2000	118-2385
C70	2000-2001	118-2388	S130	1996-1999	118-2385
C75	1994	118-2388	150	1985, 1997	118-2385
E75	2000	118-2388	175	1985	118-2385
C85	1991-1994	118-2388	200	1984-1985	118-2385
CV85	1990	118-2388	V6 Special	1985-1986	118-2385

**OUTBOARD**

 <p><b>18-3727</b> <b>PROP NUT</b> Replaces: 95307-16900</p>	 <p><b>18-3726</b> <b>AP# 1830</b> <b>PROP NUT</b> Replaces: 90171-18M04 For: ALL V-4 &amp; V-6 (Except D150)</p>	 <p><b>18-3781</b> <b>AP# 1833</b> <b>PROP NUT KIT</b> Replaces: 6H1-W4599-00-00 For: T50, C60, E60, P60, 70, C75, C80, C85, 90</p>	 <p><b>18-3782</b> <b>AP# 1834</b> <b>PROP NUT KIT</b> Replaces: 6G5-W4599-00-00</p>																																								
 <p><b>18-3732</b> <b>AP# 1828</b> <b>PROP NUT</b> Replaces: 90171-16011-00</p>	 <p><b>COTTER PINS</b></p> <table border="1"> <thead> <tr> <th>Sierra#</th> <th>AP #</th> <th>O.E.#</th> <th>Pkg of</th> </tr> </thead> <tbody> <tr> <td>18-2380</td> <td>2083</td> <td>91490-30030</td> <td>10</td> </tr> <tr> <td>18-3735</td> <td>1832</td> <td>91490-40030</td> <td>10</td> </tr> <tr> <td>18-3748</td> <td>2084</td> <td>91490-30045-00</td> <td>5</td> </tr> </tbody> </table>	Sierra#	AP #	O.E.#	Pkg of	18-2380	2083	91490-30030	10	18-3735	1832	91490-40030	10	18-3748	2084	91490-30045-00	5	<p><b>18-3781</b> <b>AP# 1833</b> <b>PROP NUT KIT</b> Replaces: 6H1-W4599-00-00 For: T50, C60, E60, P60, 70, C75, C80, C85, 90</p> <p>— CONTAINS —</p> <table border="1"> <thead> <tr> <th>Sierra#</th> <th>O.E.#</th> <th>Desc.</th> </tr> </thead> <tbody> <tr> <td>18-3732</td> <td>95307-16900</td> <td>Prop Nut</td> </tr> <tr> <td>18-4274</td> <td>688-45997-01</td> <td>Spacer</td> </tr> <tr> <td>18-2380</td> <td>91490-30030</td> <td>Cotter Pin</td> </tr> </tbody> </table>	Sierra#	O.E.#	Desc.	18-3732	95307-16900	Prop Nut	18-4274	688-45997-01	Spacer	18-2380	91490-30030	Cotter Pin	<p><b>18-3782</b> <b>AP# 1834</b> <b>PROP NUT KIT</b> Replaces: 6G5-W4599-00-00</p> <p>— CONTAINS —</p> <table border="1"> <thead> <tr> <th>Sierra#</th> <th>O.E.#</th> <th>Desc.</th> </tr> </thead> <tbody> <tr> <td>18-3726</td> <td>90171-18M04</td> <td>Prop Nut</td> </tr> <tr> <td>18-4274</td> <td>688-45997-01</td> <td>Spacer</td> </tr> <tr> <td>18-3735</td> <td>91490-40030</td> <td>Cotter Pin</td> </tr> </tbody> </table> <p>ALL V-4 &amp; V-6 (Except D150)</p>	Sierra#	O.E.#	Desc.	18-3726	90171-18M04	Prop Nut	18-4274	688-45997-01	Spacer	18-3735	91490-40030	Cotter Pin
Sierra#	AP #	O.E.#	Pkg of																																								
18-2380	2083	91490-30030	10																																								
18-3735	1832	91490-40030	10																																								
18-3748	2084	91490-30045-00	5																																								
Sierra#	O.E.#	Desc.																																									
18-3732	95307-16900	Prop Nut																																									
18-4274	688-45997-01	Spacer																																									
18-2380	91490-30030	Cotter Pin																																									
Sierra#	O.E.#	Desc.																																									
18-3726	90171-18M04	Prop Nut																																									
18-4274	688-45997-01	Spacer																																									
18-3735	91490-40030	Cotter Pin																																									

HP/Model	Years	Nut #	Spacer #	Cotter Pin #	Kit #
2(6A1)	1984-95	—	—	18-3748	—
4(6E0)	1984-90	—	—	18-3748	—
4(6E0)	1991	—	—	18-2380	—
5	1984-85	—	—	18-3748	—
9.9(6GB)	1984-85	—	—	18-3748	—
25(6H7)(6L2)	1985-95	—	—	18-2380	—
C25(695)	1990-94	—	—	18-2380	—
30(689)(6J8)	1984-95	—	—	18-2380	—
C30(689)(61T)	1989-94	—	—	18-2380/ 18-3748	—
40(6H4)(63B,C,D)	1984-95	18-3732	—	18-2380	—
C40(6R6)	1990-95	18-3732	—	18-2380/ 18-3748	—
50(6H5)(62X)	1984-95	18-3732	—	18-2380/ 18-3748	—
PRO50(6H5)(62X)	1987-90	18-3732	—	18-2380	—
C55(697)	1991-95	18-3732	—	18-3735	—
P60(6H2)	1991-95	18-3732	18-4274	18-3735	18-3781
70(6H3)	1984-95	18-3732	18-4274	18-3735	18-3781
C75(692)	1994-95	18-3732	18-4274	18-3735	18-3781
C85(688)	1989-95	18-3732	18-4274	18-3735	18-3781
90(6H1)	1984-95	18-3732	18-4274	18-3735	18-3781
115(6E5)(6N6)	1984-95	18-3726	18-4274	18-3735	18-3782
C115(6E5)	1991-95	18-3726	18-4274	18-3735	18-3782
P115(62A)	1993-95	18-3726	18-4274	18-3735	18-3782
130(6L1)(6N7)	1988-95	18-3726	18-4274	18-3735	18-3782
L130(6L6)(6N4)	1989-95	18-3726	18-4274	18-3735	18-3782
150(6G4)(6R2)	1984-95	18-3726	18-4274	18-3735	18-3782
PRO V 150 (6J9)(6N9)	1986-90	18-3726	18-4274	18-3735	18-3782
P150(6N9)	1991-95	18-3726	18-4274	18-3735	18-3782
L150(6RO)	1994-95	18-3726	18-4274	18-3735	18-3782
175(6G5)(6R3)	1984-95	18-3726	18-4274	18-3735	18-3782
P175(62H)	1994-95	18-3726	18-4274	18-3735	18-3782
200(6G6)(6R4)	1984-95	18-3726	18-4274	18-3735	18-3782
L200(6K1)(6R1)	1986-95	18-3726	18-4274	18-3735	18-3782
P200(61H)	1991-95	18-3726	18-4274	18-3735	18-3782
225(6R5)(62J)	1990-95	18-3726	18-4274	18-3735	18-3782
L225(62K)	1994-95	18-3726	18-4274	18-3735	18-3782
250(61A)	1990-95	18-3726	18-4274	18-3735	18-3782
L250(61B)	1990-95	18-3726	18-4274	18-3735	18-3782
V6 SPECIAL(6G7)	1984-86	18-3726	18-4274	18-3735	18-3782
V6 EXCEL(6K7)	1987-89	18-3726	18-4274	18-3735	18-3782

**OUTBOARD**